


# TORO

NOWA DEFINICJA MEBLI BIUROWYCH



# TORO

6



U 1115  
PLATYNA



R 4223  
DĄB LINDBERG

TS 17 TS 10

TH-REG 0167







4x TS 47  
2x T 002

2x TK 0167  
TR 160

2x TS 45



R 4121  
KASZTAN EBRO



U 2200  
CZARNY

TORO

7

TS 33  
TS 34  
2x TS 24



W 1003  
BIAŁY



R 4120  
DĄB MLECZNY



TORO  
8



TR 160 T 002 2x TS 36  
W 65



W 1003  
BIAŁY



R 3081  
LEGNO TABAC



U 2101  
POPIEL

# TORO

6



# TORO


10



8x TT 0167    8x TS 51  
4x T 002



W 1003  
BIAŁY



U 2200  
CZARNY



U 115  
PLATYNA




R 4121  
KASZTAN EBRO



TORO

11

3x TP 0167 3x T 002 4x TS 36



R 3217  
DĄB DZIKI



W 1003  
BIAŁY

2x TK 0169  
2x TS 24  
2x T 002





# TORO

12





2x TH 0167  
3x TS 17

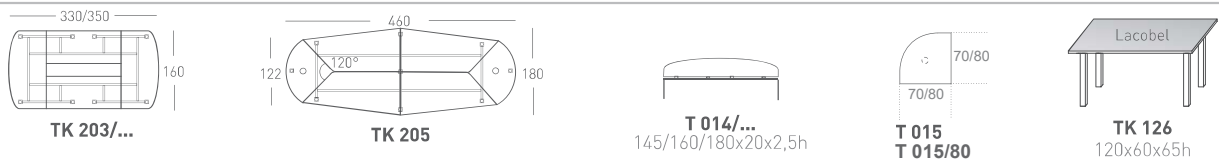
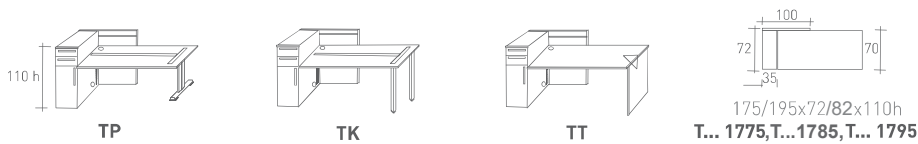
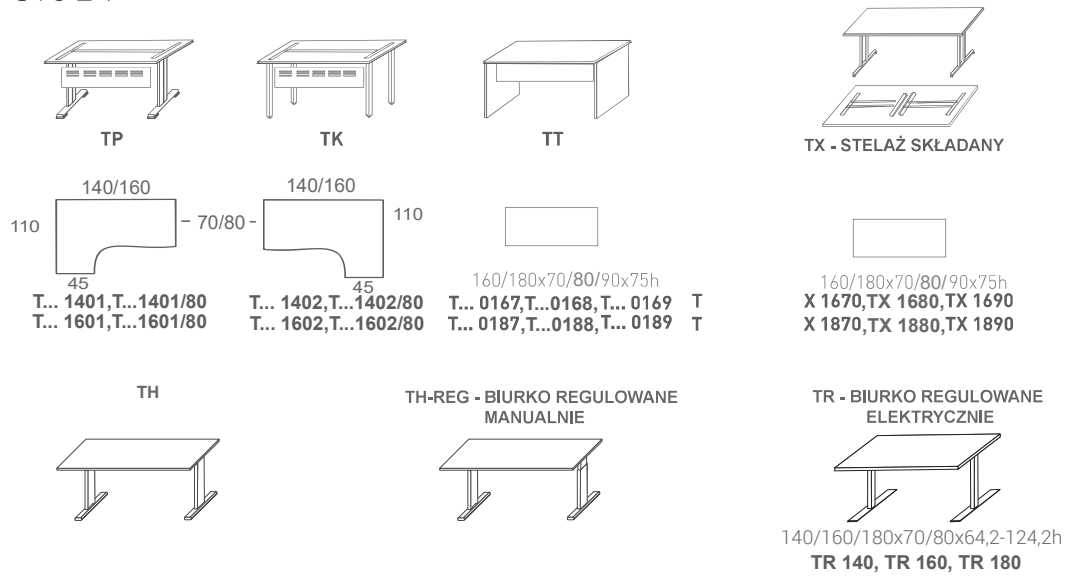


R 3083  
ORZECH CALIFORNIA

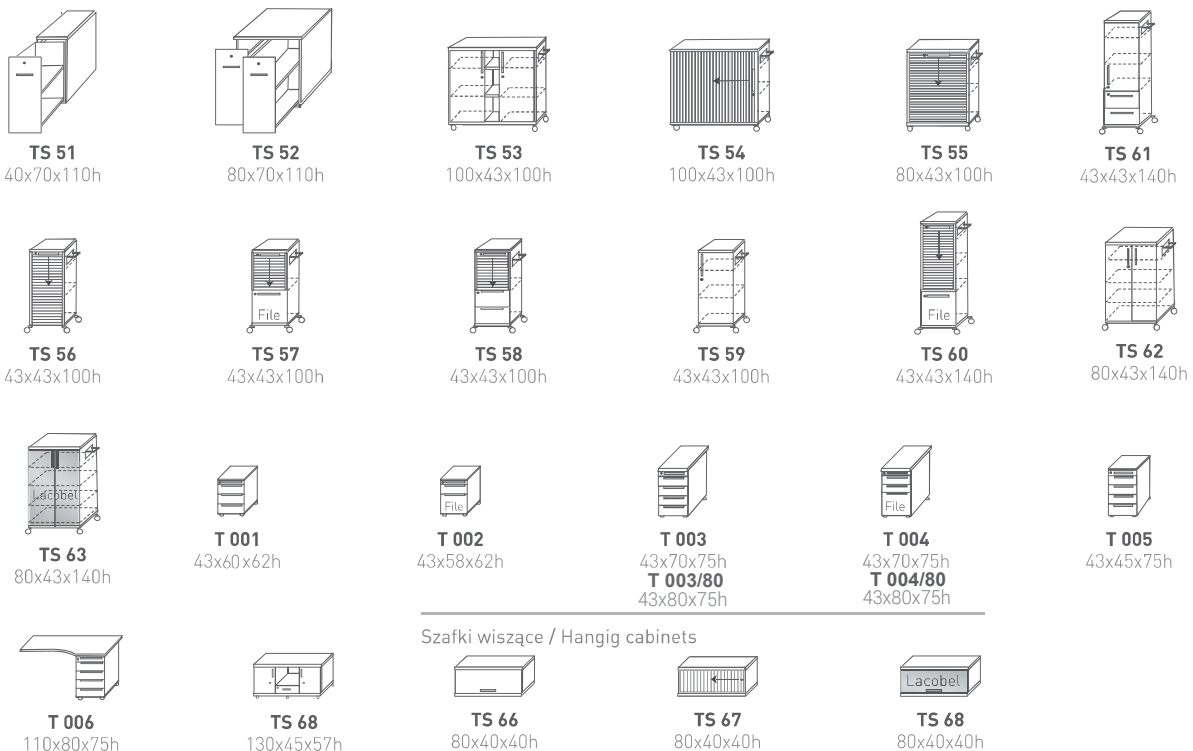


W 1003  
BIAŁY

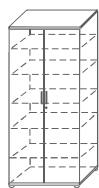
## BIURKA I STOŁY



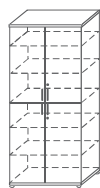
## SZAFKI I KONTENERY



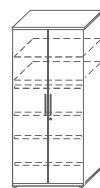
# SZAFY



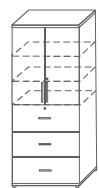
**TS 01**  
80x43x220h



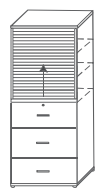
**TS 02**  
80x43x220h



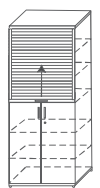
**TS 03**  
80x43x220h



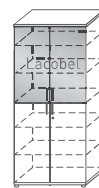
**TS 04**  
80x43x220h



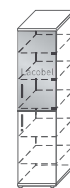
**TS 05**  
80x43x220h



**TS 06**  
80x43x220h



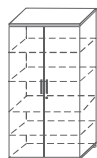
**TS 07**  
80x43x220h



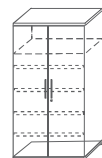
**TS 08**  
43x43x220h



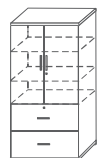
**TS 09**  
43x43x220h



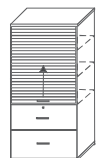
**TS 10**  
80x43x184h



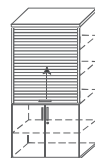
**TS 11**  
80x43x184h



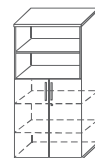
**TS 12**  
80x43x184h



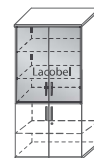
**TS 13**  
80x43x184h



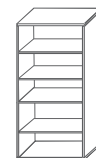
**TS 14**  
80x43x184h



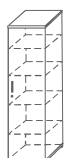
**TS 15**  
80x43x184h



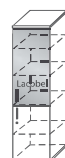
**TS 16**  
80x43x184h



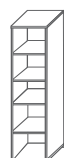
**TS 17**  
80x43x184h



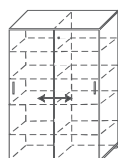
**TS 18**  
43x43x184h



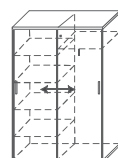
**TS 19**  
43x43x184h



**TS 20**  
43x43x184h



**TS 21**  
120x43x184h



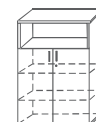
**TS 22**  
120x43x184h



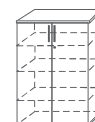
**TS 23**  
80x43x148h



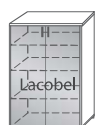
**TS 24**  
80x43x148h



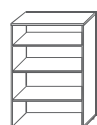
**TS 25**  
80x43x148h



**TS 26**  
80x43x148h



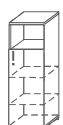
**TS 27**  
80x43x148h



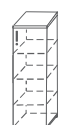
**TS 28**  
80x43x148h



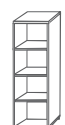
**TS 29**  
43x43x148h



**TS 30**  
43x43x148h



**TS 31**  
43x43x148h



**TS 32**  
43x43x148h



**TS 33**  
80x43x114h



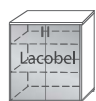
**TS 34**  
80x43x114h



**TS 35**  
80x43x114h



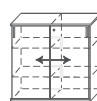
**TS 36**  
80x43x114h



**TS 37**  
80x43x114h



**TS 38**  
80x43x114h



**TS 39**  
120x43x114h



**TS 40**  
43x43x114h



**TS 41**  
43x43x114h



**TS 42**  
43x43x114h



**TS 43**  
120x43x78h



**TS 44**  
120x43x78h



**TS 45**  
80x43x78h



**TS 46**  
80x43x78h



**TS 47**  
80x43x78h



**TS 48**  
80x43x78h



**TS 49**  
43x43x78h



**TS 50**  
43x43x78h